



**ALOFT<sup>®</sup>**  
Height-Adjustable Benching

**AIS**

# SIT-TO-STAND BENCHING SUPPORTS POSTURE SHIFTS THROUGHOUT THE DAY

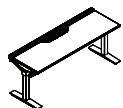
Aloft is a unique height-adjustable benching solution designed for a modern open space plan. This product platform combines the features and functionality of a bench system with the ergonomic and documented health benefits of standing while working.

With its sleek and flexible design, Aloft, provides unparalleled space planning choices. With its uncompromised strength and ergonomic function, this thoughtfully designed benching platform is engineered for the evolving workplace.

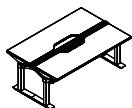
## Features

- Manufactured with high strength steel supports and cross braces.
- Electric motors exceed BIFMA cycle and strength standards.
- Available in single-sided, double-sided or 120 degree triple-sided applications, with multiple fixed or height adjustable return surface options and worksurface shapes.
- Option to create both adjustable or fixed height benches in same run.
- Easy access to power and data.
- Soft collision technology that halts and retracts when table surface meets resistance.
- Available in standard AIS finishes.

## Aloft Bench Kits & Returns



Single-Sided Bench Kit



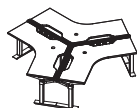
Double Sided Bench Kit



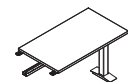
120 Single-Sided Bench Kit



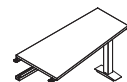
120 Double-Sided Bench Kit




120 Triple-Sided Bench Kit



Rectangular Return



Rectangular Return



## Laminates

Select from a variety of Grade A laminates.\*

|                 |                  |                 |                 |
|-----------------|------------------|-----------------|-----------------|
|                 |                  |                 |                 |
| Absolute Acajou | Aimtoo Savatre   | Black           | Brazilwood      |
|                 |                  |                 |                 |
| Chalk           | Corporate Walnut | Dark Rum Cherry | Field Elm       |
|                 |                  |                 |                 |
| Grand Cherry    | Grey Elm         | Landmark        | Leave Likatre   |
|                 |                  |                 |                 |
| Linen           | Looks Likatre    | Maritime Dune   | Midwest Maple   |
|                 |                  |                 |                 |
| Neo Walnut      | Phantom Ecrú     | Phantom Pearl   | Storm           |
|                 |                  |                 |                 |
| Summer Drops    | True White       | Trytoo Savatre  | White Chocolate |

\*Not all laminates have matching edgebands. Alternatives can be specified.

\*\*Available for Bench Kit table tops only.

Availability of materials shown in images may vary due to manufacturers' lifecycle management. Some materials shown are standard on AIS and some are COM. Please check with AIS to confirm availability and pricing.

For additional images: <http://imagelibrary.ais-inc.com/>

800.434.7400 | 978.562.7500 | [www.ais-inc.com](http://www.ais-inc.com) | [info@ais-inc.com](mailto:info@ais-inc.com) | 10/2021 | ALOFPR

# AIS