


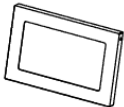




# Calibrate TRC Cart Installation Instructions

Date	Page No.	Description of change	Name
4/1/2026	1-3	Released	S. Powers

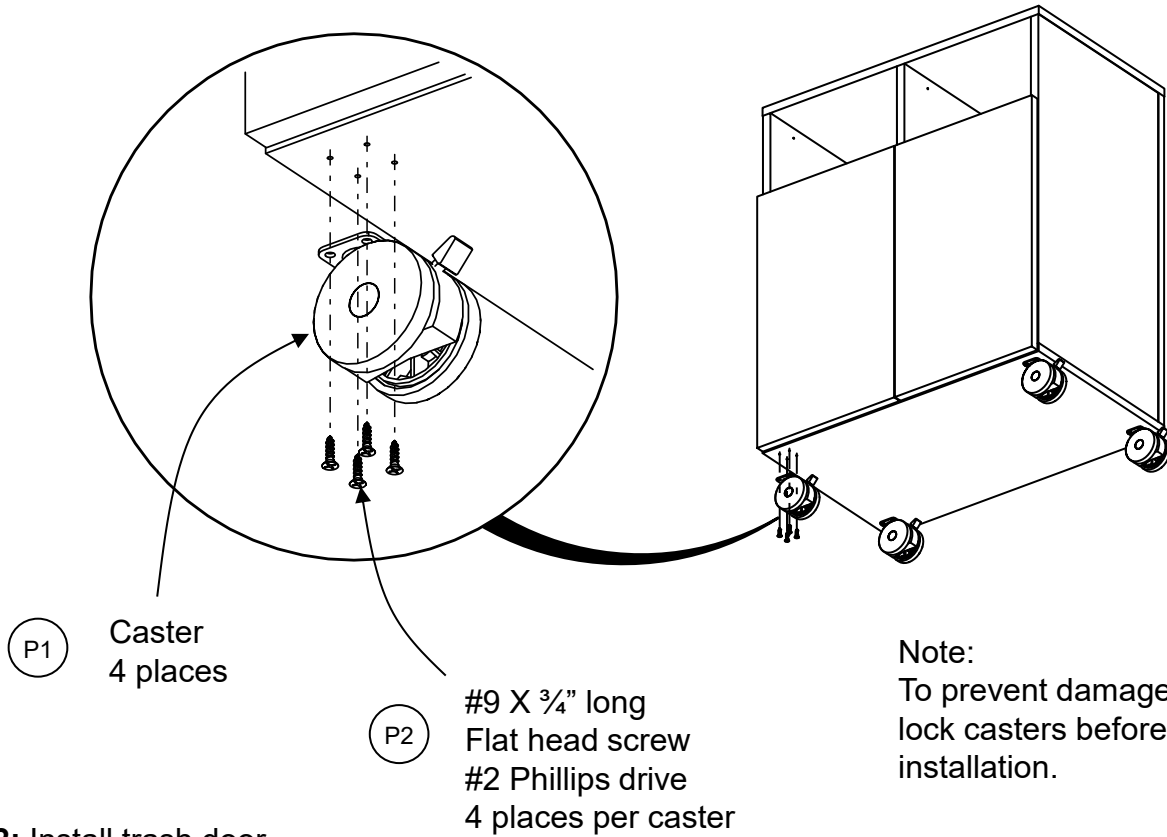


# Calibrate TRC Cart Installation Instructions

Item	Replacement Part number	Circle Sheet Part Number	Description	Image
P1	28T5X010116	RH-28T5X010116	Caster	
P2	RH-QS0934-I	RH-QS0934-I	#9 x 3/4" Flat Head Sheet Metal Screw	
P3	RSP-99201TD1	RSP-99201TD1	Trash Door	
P4	RH-91145A218	RH-91145A218	Shoulder Spacer	
P5	RH-90190A244	RH-90190A244	#10 X 5/8" Pan Head Sheet Metal Screw	

# Calibrate TRC Cart Installation Instructions

## Step 1: Install casters



## Step 2: Install trash door.

