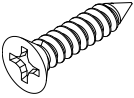
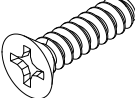

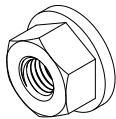
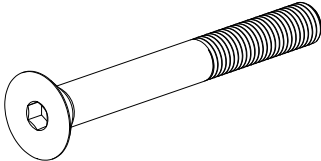


Matrix Transaction Tops and Panel Mounted Storage Installation Instructions

Required hardware:

 <p>#9 x 7/8" Flat Head Wood Screw #RH-QS0978 Use philips drive #2 16 places</p>	 <p>#10 x 3/4" Flat Head Wood Screw #RH-WSFP1034 Use philips drive #2 16 places</p>
 <p>#8-32 x 5/16" Pan Head Machine Screw #RP-MXHS83214 Use philips drive #2 4 places</p>	 <p>#5/16-24 Hex Flange Nut #RS-HNZFS51624 Use 5/8" hex drive 2 places</p>
 <p>#5/16-24 x 2 3/4" Socket Head Screw #RH-SHBF5162434 Use with 5/32 allen wrench 2 places</p>	

